


Directional control - SRU \ SRUB series 3 ports 2 positions solenoid valve

Solenoid valve - SRU500 , SRU700 , SRUB500 , SRUB700

HELIC PNEUMATIC



Provide CAD external dimension.

Small size, big flow rate!
high speed , react quickly ; (Under 10 ms)
with indicator light and voltage protection circuit ;
air hole can be changed and be added connector.

SM
Solenoid Valve

SMB
Solenoid Valve

SMU
Solenoid Valve

SMUB
Solenoid Valve

SR
Solenoid Valve

SRB
Solenoid Valve

SRU
Solenoid Valve

SRUB
Solenoid Valve

SRK
Solenoid Valve

SK
Solenoid Valve

SNK
Solenoid Valve

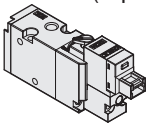
SKU
Solenoid Valve

SV
Solenoid Valve

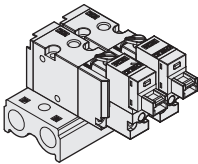
SN
Solenoid Valve

SV310
Solenoid Valve

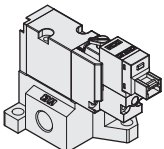
Solenoid valve single coil ----- **SRU - 500 series** ----- **M5** ----- **P.2-1.103**
(3 ports 2 positions)



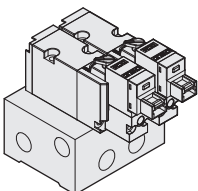
SRU - 700 series ----- **Rc 1/8"** ----- **P.2-1.104**



Solenoid valve mounting single coil --- **SRUB - 500 series** --- **Rc 1/8"** ----- **P.2-1.109**
(3 ports 2 positions)



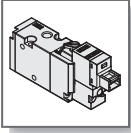
SRUB - 700 series --- **Rc 1/4"** ----- **P.2-1.110**



MEMO

CHELIC PNEUMATIC

A large grid of graph paper for writing, consisting of 20 columns and 30 rows of small squares.

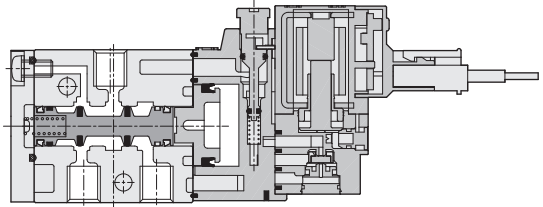



SRU 500、700 series Solenoid valve - 3 ports 2 positions

Operating specification and Order expression

CHELIC PNEUMATIC

Internal structure



SM
Solenoid Valve

SMB
Solenoid Valve

SMU
Solenoid Valve

SMUB
Solenoid Valve

SR
Solenoid Valve

SRB
Solenoid Valve

SRU
Solenoid Valve

SRUB
Solenoid Valve

SRK
Solenoid Valve

SK
Solenoid Valve

SNK
Solenoid Valve

SKU
Solenoid Valve

SV
Solenoid Valve

SN
Solenoid Valve

SV310
Solenoid Valve

Specification

Item	Model	SRU 500	SRU 700
Fluid		Air	
Pressure range	kgf/cm ² (Kpa)	1.5 ~ 7 (150 ~ 700)	
Range of service temperature	℃	0 ~ 50	
Operating method		Pilot operated	
Number of position ports		3 ports 2 positions	3 ports 2 positions
Valve functions		Normal closed / Normal open	
Orifice	mm ² (CV)	2.16(0.12)	12.6(0.7)
Manual button		Push and lock	
Connection port		M5	Rc1/8
Lubrication		Lubrication free type	

How to order

SRU - **5** - **10** - **M5** - **NC** - **L** - **24VDC** - **M 2**

Model Model number Coil number Port size Valve type Wire type Voltage No. of manifolds

SRU :
3 ports 2 positions
Solenoid valve

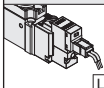
5: 500 series
7: 700 series

10: Single

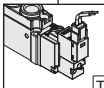
Sign	Thread	Model
M5	M5x0.8p	SRU500
1	Rc 1/8"	SRU700

A, hole connector type

Sign	Model
NC	Normal close
NO	Normal open

Standard :  L

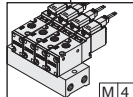
With wire length 450mm

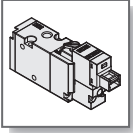
Standard :  T

With wire length 450mm

Standard :
24V DC 0.6W

None :
without manifold
M2 = 2 sets
M3 = 3 sets
.....
M20 = 20 sets

 M 4



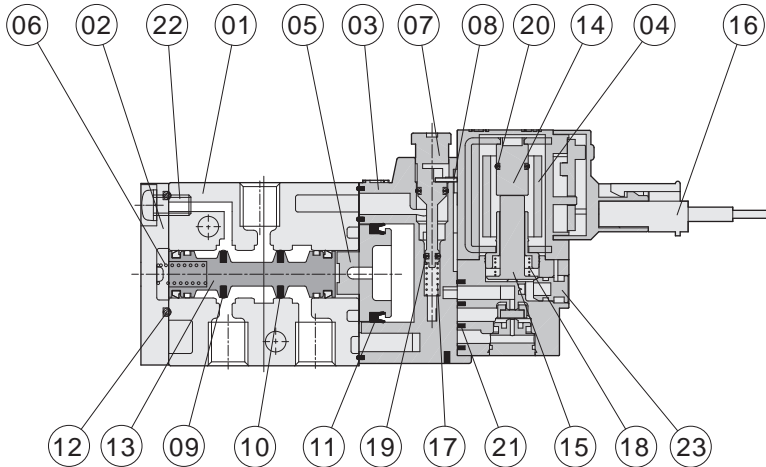
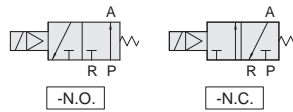
SRU 500 ~ 700 series Solenoid valve - 3 ports 2 positions

Component and Material list

CHELIC PNEUMATIC

Internal structure

- Single 3 ports 2 positions



Material of major parts list

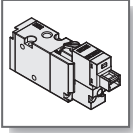
NO.	Item	Material	NO.	Item	Material
01	Body	Aluminum alloy	13	Shaft	Aluminum alloy
02	End cover	Aluminum alloy	14	Iron cores	Stainless steel
03	Holder	Resin	15	Iron cores	Stainless steel
04	Coil	—	16	Wire plug	Resin
05	Piston	POM	17	Spring	Stainless steel
06	Spring	Stainless steel	18	Spring	Stainless steel
07	Button	POM	19	O-ring	NBR
08	Iron	Iron	20	O-ring	NBR
09	Packing	NBR	21	Rubber Lining	NBR
10	Packing	NBR	22	Screw	Alloy steel
11	Packing	NBR	23	Button	Copper alloy
12	O-ring	NBR			

Note : The main body treated with painting.

Packing and O-ring material list

Item	Packing	Packing	O-ring	O-ring
Quantity	1	1	1	1
Model				
SRU 500	MYA-10	MYA-7	Ø2.4xØ0.8	Ø2.4xØ0.8
SRU 700	MYA-11	MYA-7	Ø2.4xØ0.8	Ø2.4xØ0.8

Note : Piston packing and rod packing all adopt import parts (MITSUBISHI, SAKAGAH, and same grade)



SRU series - SRU 500

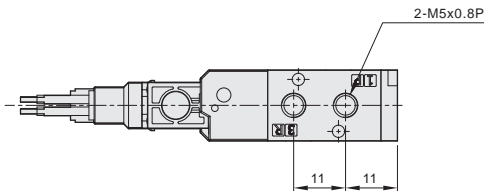
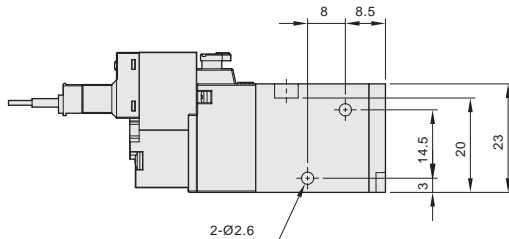

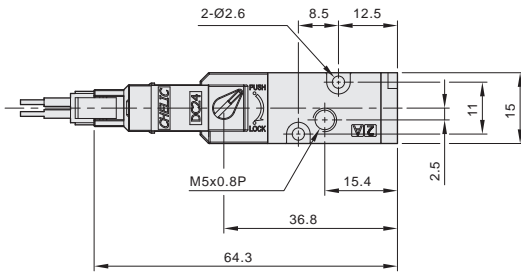

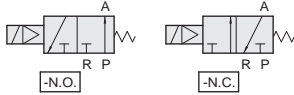
Solenoid valve - 3 ports 2 positions

External dimension / Standard type

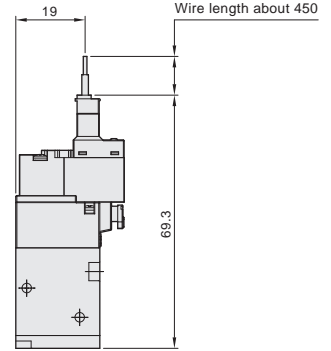
CHELIC PNEUMATIC

SRU 510M5 - □

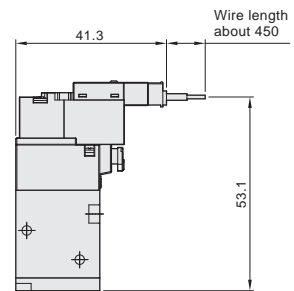
Single 3 ports 2 positions



L wire type - L



T wire type - T



SM
Solenoid Valve

SMB
Solenoid Valve

SMU
Solenoid Valve

SMUB
Solenoid Valve

SR
Solenoid Valve

SRB
Solenoid Valve

SRU
Solenoid Valve

SRUB
Solenoid Valve

SRK
Solenoid Valve

SK
Solenoid Valve

SNK
Solenoid Valve

SKU
Solenoid Valve

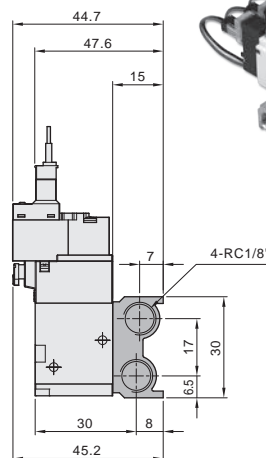
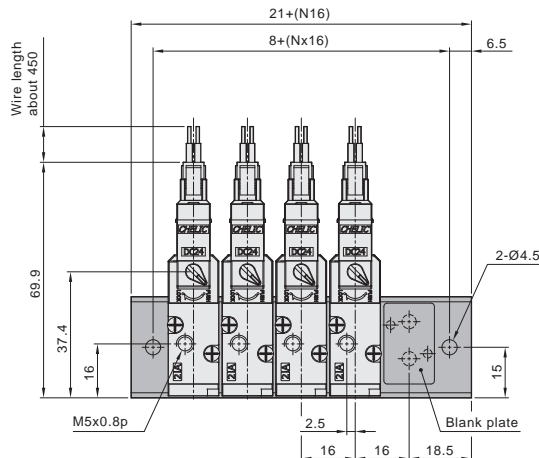
SV
Solenoid Valve

SN
Solenoid Valve

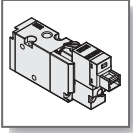
SV310
Solenoid Valve

SRU 500 series (Standard type)

Manifold dimension



Note: Blank plate with rubber lining is reserved for temporary storage space of solenoid valves.



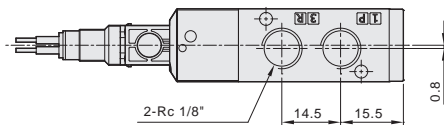
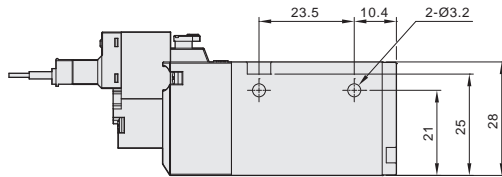
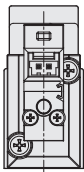
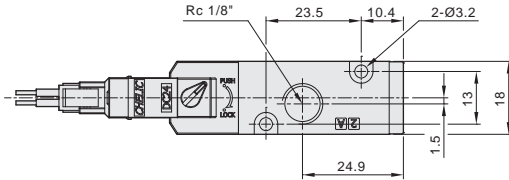
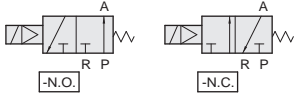
SRU series - SRU 700 Solenoid valve - 3 ports 2 positions

External dimension / Standard type

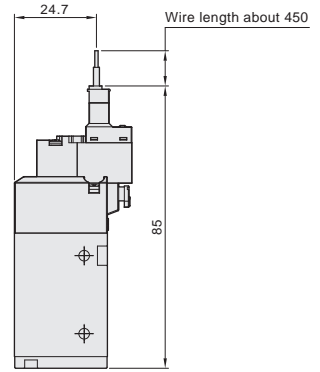
CHELIC PNEUMATIC

SRU 7101 - □

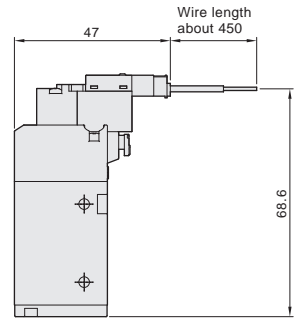
Single 3 ports 2 positions



L wire type - L


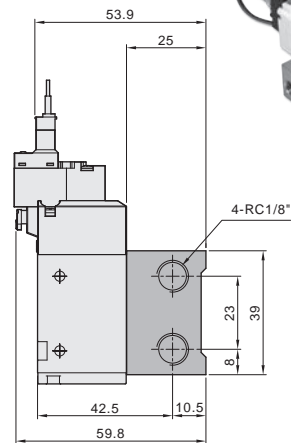
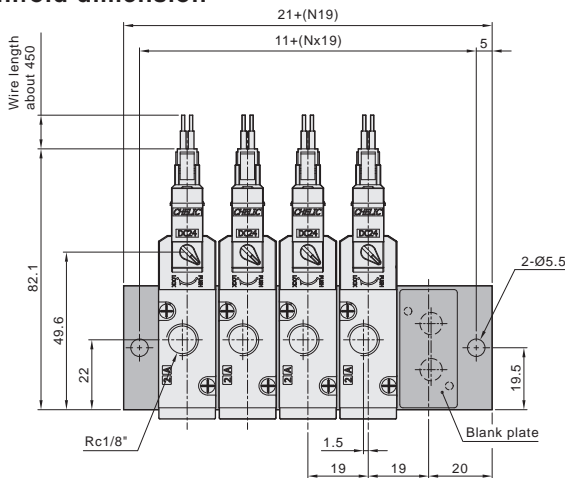


T wire type - T

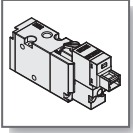


SRU 700 series (Standard type)

Manifold dimension



Note: Blank plate with rubber lining is reserved for temporary storage space of solenoid valves.



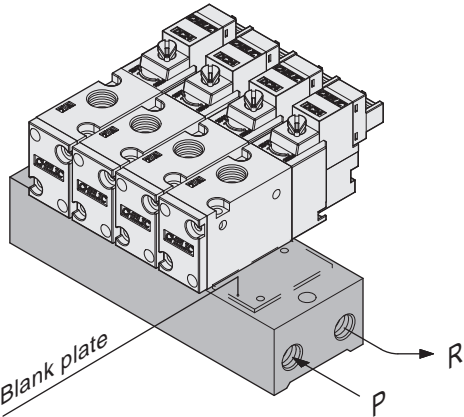
SRU series 3 ports 2 positions solenoid valve

Accessories and Installation

CHELIC PNEUMATIC

Manifold

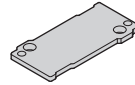
SRU - 500 , 700 series



Manifold

SRU - 500 , 700 series

※ The accessories of blank plate.



Blank plate

SRU-500 series
SRU-700 series

MSMU05041
MSMU07041

Rubber lining

MSMU05039
MSMU07039

Mounting screw

M2.5X8L MSMU05040
M3X8L MSMU07040

SM
Solenoid Valve

SMB
Solenoid Valve

SMU
Solenoid Valve

SMUB
Solenoid Valve

SR
Solenoid Valve

SRB
Solenoid Valve

SRU
Solenoid Valve

SRUB
Solenoid Valve

SRK
Solenoid Valve

SK
Solenoid Valve

SNK
Solenoid Valve

SKU
Solenoid Valve

SV
Solenoid Valve

SN
Solenoid Valve

SV310
Solenoid Valve

With indicator light all this series with indicator light and voltage protection circuit

